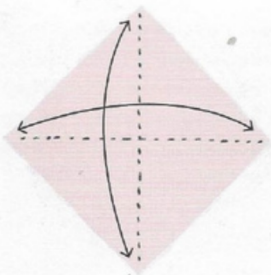
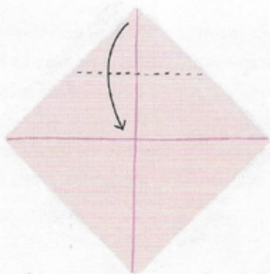


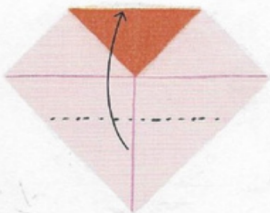
IMPRESS AN ARTSY MOM WITH AN ORIGAMI HEART



1. Fold a square of paper in half diagonally, then open it and fold the other side to create two creases.



2. Open the paper out again, then fold the top corner down so the tip meets the center of the square.



3. Fold the bottom corner up to the very top edge.




4. Fold both sides in to the center.



5. Carefully fold back the two points on the sides.



6. Carefully fold the top two points down.



7. Ta-da! Your heart is ready to give.